

Account Statement

March 1, 2023 - March 31, 2023

TIVERTON POLICE PENSION PLAN AGY



23 Broad Street, Westerly, RI 02891

www.washtrustwealth.com

Tax season is here! Please contact your Advisor if you would like to discuss 2022 tax planning options (like prior-year contributions), if you need information from us to prepare your taxes, or if you like us to work with your accountant to incorporate tax planning into your overall wealth plan.

Your Team Is Here to Help

Wealth Management Officer: Irene Ferreira 401 348 1317 iferreira@Washtrust.Com

Portfolio Manager: Eugene J McCabe 401 654 4807 Ejmccabe@Washtrust.Com

Wealth Management Associate: Donald R Previe 401 3481200 drprevie@washtrust.com

Accounts Included In This Statement

xxxxxx0538 TIVERTON POLICE PENSION PLAN AGY

2004089-00073530-00021 of 00024-01-M2-0441-04093



This page intentionally left blank.

FO550DD2 00001397 20230401 145143904

Table of Contents

Schedules	Page
Overview of Your Account.....	5
Portfolio Analysis.....	6
Portfolio Holdings.....	7
Your Transaction Detail.....	14
Information.....	19

2004089-00073529-00020 of 00024-c01-m2-0441-04093

2004089-00073529-00019 of 00024-c01-m2-0441-04093

This page intentionally left blank.



Overview of Your Account - xxxxxx0538 TIVERTON POLICE PENSION PLAN AGY

Investment Objective: Growth

Activity Summary

	This Period (\$)	Year to Date
Beginning Market Value	15,970,815.62	15,536,562.44
Cash & Security Transfers	0.00	0.00
Contributions	16,420.83	62,330.08
Income & Capital Gain Distributions	38,360.33	67,410.89
Fees	-7,615.27	-22,870.30
Withdrawals	-109,678.03	-342,183.34
Change in Account Value	325,354.64	932,408.35
Market Value on Mar 31, 2023	\$16,233,658.12	\$16,233,658.12

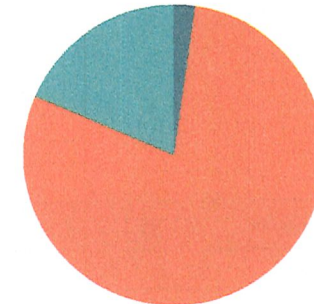
Income Earned

	This Period (\$)	Year to Date
Taxable Income	0.00	0.00
Tax-Exempt Income	38,360.33	67,410.89
Tax-Deferred Income	0.00	0.00
Total Income Earned	\$38,360.33	\$67,410.89
Total Short Term Realized Capital Gain/Loss	\$0.00	\$0.00
Total Long Term Realized Capital Gain/Loss	-\$9,314.10	\$139,179.32
Total Realized Capital Gain/Loss	-\$9,314.10	\$139,179.32

This summary is for your reference. It is not intended for tax-reporting purposes. Taxable income is taxable at the federal level and may be taxable at the state level. Income Earned amount shown is net of foreign tax withholding, if applicable.

Asset Allocation on March 31, 2023

	Market Value (\$)	Percent
Cash	380,786.61	2%
Equities	12,845,685.26	79%
Fixed Income	3,007,186.25	19%
Total of Your Account	\$16,233,658.12	100%



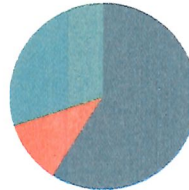
This pie chart reflects managed assets only.

2004088-0073528-0018 of 00024-c01-m2-0441-04093

Portfolio Analysis - xxxxxx0538 TIVERTON POLICE PENSION PLAN AGY

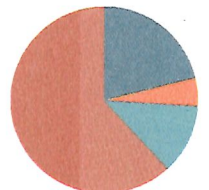
Bond Maturity

	Market Value (\$)	Percent
■ Less than Five years	1,788,355.25	59%
■ Five to Ten years	325,566.00	11%
■ Uncategorized	893,265.00	30%
Total of Your Portfolio	\$3,007,186.25	100%



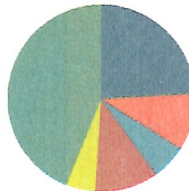
Bond Quality Ratings

	Market Value (\$)	Percent
■ Aaa	621,018.00	21%
■ A	148,276.50	5%
■ Not rated	365,715.00	12%
■ No Moody's Rating	1,872,176.75	62%
Total of Your Portfolio	\$3,007,186.25	100%



Fixed Income Sector Analysis

	Market Value (\$)	Percent
■ Taxable FI MF-ETF	717,515.00	24%
■ Taxable Government	295,452.00	10%
■ Non-Traditional MF-ETF FI	175,750.00	6%
■ Taxable Agency	325,566.00	11%
■ Corporate	148,276.50	5%
■ Cert of Deposit FI	1,344,626.75	44%
Total of Your Portfolio	\$3,007,186.25	100%



2004089-00073528-00017 of 00024-001-M2-0441-04093





Portfolio Holdings on March 31, 2023

	Quantity	Price	Market Value	Accrued Income	Cost Basis / Unrealized G/L	Est. Ann. Inc. /Yield at Market	% of Account
xxxxxx0538 TIVERTON POLICE PENSION PLAN AGY							
Cash							
<i>Cash and Equivalents</i>							
Fidelity Government Portfolio (TICKER: FRGXX , CUSIP:31607A703)	380,786.61	1.00	380,786.61	1,888.10	380,786.61 0.00	15,673.18 4.12%	2.35%
Total Cash and Equivalents			\$380,786.61	\$1,888.10	\$380,786.61 \$0.00	\$15,673.18 4.12%	2.35%
Total Cash			\$380,786.61	\$1,888.10	\$380,786.61 \$0.00	\$15,673.18 4.12%	2.35%
Equities							
<i>Domestic Equity</i>							
Accenture PLC (TICKER: ACN , CUSIP:G1151C101)	600.00	285.81	171,486.00	0.00	74,536.59 96,949.41	2,688.00 1.57%	1.06%
Adobe Inc (TICKER: ADBE , CUSIP:00724F101)	300.00	385.37	115,611.00	0.00	95,127.72 20,483.28	0.00	0.71%
Akamai Technologies Inc (TICKER: AKAM , CUSIP:00971T101)	1,500.00	78.30	117,450.00	0.00	103,193.25 14,256.75	0.00	0.72%
Alphabet Inc (TICKER: GOOGL , CUSIP:02079K305)	2,000.00	103.73	207,460.00	0.00	69,094.50 138,365.50	0.00	1.28%
Amazon.com Inc (TICKER: AMZN , CUSIP:023135106)	1,700.00	103.29	175,593.00	0.00	104,367.04 71,225.96	0.00	1.08%
American Tower Corp (TICKER: AMT , CUSIP:03027X100)	400.00	204.34	81,736.00	0.00	62,572.67 19,163.33	2,408.00 2.95%	0.50%
Apple Inc (TICKER: AAPL , CUSIP:037833100)	1,425.00	164.90	234,982.50	0.00	75,595.47 159,387.03	1,311.00 0.56%	1.45%
Aptiv PLC (TICKER: APTV , CUSIP:G6095L109)	1,100.00	112.19	123,409.00	0.00	66,016.27 57,392.73	0.00	0.76%
Bank of America Corp (TICKER: BAC , CUSIP:060505104)	5,000.00	28.60	143,000.00	0.00	88,236.12 54,763.88	4,400.00 3.08%	0.88%
Becton Dickinson and Co (TICKER: BDx , CUSIP:075887109)	500.00	247.54	123,770.00	0.00	99,308.19 24,461.81	1,820.00 1.47%	0.76%

2004089-00073527-00016 of 00024-c01-m2-0441-04093

Portfolio Holdings on March 31, 2023 (continued)

	Quantity	Price	Market Value	Accrued Income	Cost Basis / Unrealized G/L	Est. Ann. Inc. /Yield at Market	% of Account
<i>Domestic Equity (continued)</i>							
BlackRock Inc (TICKER: BLK , CUSIP:09247X101)	200.00	669.12	133,824.00	0.00	84,440.77 49,383.23	4,000.00 2.99%	0.82%
Boeing Co/The (TICKER: BA , CUSIP:097023105)	450.00	212.43	95,593.50	0.00	78,399.99 17,193.51	0.00	0.59%
Booking Holdings Inc (TICKER: BKNG , CUSIP:09857L108)	45.00	2,652.41	119,358.45	0.00	75,977.64 43,380.81	0.00	0.74%
Broadcom Inc (TICKER: AVGO , CUSIP:11135F101)	300.00	641.54	192,462.00	0.00	90,865.23 101,596.77	5,520.00 2.87%	1.19%
Comcast Corp (TICKER: CMCSA , CUSIP:20030N101)	2,450.00	37.91	92,879.50	0.00	114,536.45 -21,656.95	2,842.00 3.06%	0.57%
Costco Wholesale Corp (TICKER: COST , CUSIP:22160K105)	250.00	496.87	124,217.50	0.00	50,083.04 74,134.46	900.00 0.72%	0.77%
CVS Health Corp (TICKER: CVS , CUSIP:126650100)	1,400.00	74.31	104,034.00	0.00	103,112.87 921.13	3,388.00 3.26%	0.64%
Equinix Inc (TICKER: EQIX , CUSIP:29444U700)	150.00	721.04	108,156.00	0.00	75,533.04 32,622.96	2,046.00 1.89%	0.67%
Estee Lauder Cos Inc/The (TICKER: EL , CUSIP:518439104)	650.00	246.46	160,199.00	0.00	48,072.03 112,126.97	1,716.00 1.07%	0.99%
Home Depot Inc/The (TICKER: HD , CUSIP:437076102)	400.00	295.12	118,048.00	0.00	82,301.81 35,746.19	3,344.00 2.83%	0.73%
Honeywell International Inc (TICKER: HON , CUSIP:438516106)	500.00	191.12	95,560.00	0.00	69,874.85 25,685.15	2,060.00 2.16%	0.59%
Intuitive Surgical Inc (TICKER: ISRG , CUSIP:46120E602)	475.00	255.47	121,348.25	0.00	115,110.93 6,237.32	0.00	0.75%
IQVIA Holdings Inc (TICKER: IQV , CUSIP:46266C105)	800.00	198.89	159,112.00	0.00	73,630.72 85,481.28	0.00	0.98%
Jacobs Solutions Inc (TICKER: J , CUSIP:46982L108)	1,200.00	117.51	141,012.00	0.00	125,144.03 15,867.97	1,248.00 0.89%	0.87%

2004089-00073527-00015 of 00024-001-m2-0441-04093



Portfolio Holdings on March 31, 2023 (continued)

	Quantity	Price	Market Value	Accrued Income	Cost Basis / Unrealized G/L	Est. Ann. Inc. / Yield at Market	% of Account
<i>Domestic Equity (continued)</i>							
Johnson & Johnson (TICKER: JNJ , CUSIP:478160104)	750.00	155.00	116,250.00	0.00	110,746.80 5,503.20	3,390.00 2.92%	0.72%
JPMorgan Chase & Co (TICKER: JPM , CUSIP:46625H100)	1,300.00	130.31	169,403.00	0.00	78,524.47 90,878.53	5,200.00 3.07%	1.04%
Live Nation Entertainment Inc (TICKER: LYV , CUSIP:538034109)	1,975.00	70.00	138,250.00	0.00	173,506.17 -35,256.17	0.00	0.85%
Marsh & McLennan Cos Inc (TICKER: MMC , CUSIP:571748102)	1,000.00	166.55	166,550.00	0.00	115,715.20 50,834.80	2,360.00 1.42%	1.03%
Meta Platforms Inc (TICKER: META , CUSIP:30303M102)	700.00	211.94	148,358.00	0.00	100,588.88 47,769.12	0.00	0.91%
Microsoft Corp (TICKER: MSFT , CUSIP:594918104)	825.00	288.30	237,847.50	0.00	53,466.70 184,380.80	2,244.00 0.94%	1.47%
Mondelez International Inc (TICKER: MDLZ , CUSIP:609207105)	2,604.00	69.72	181,550.88	1,002.54	111,730.09 69,820.79	4,010.16 2.21%	1.12%
NextEra Energy Inc (TICKER: NEE , CUSIP:65339F101)	2,000.00	77.08	154,160.00	0.00	104,888.97 49,271.03	3,740.00 2.43%	0.95%
NVIDIA Corp (TICKER: NVDA , CUSIP:67066G104)	850.00	277.77	236,104.50	0.00	43,865.37 192,239.13	136.00 0.06%	1.45%
Palo Alto Networks Inc (TICKER: PANW , CUSIP:697435105)	1,200.00	199.74	239,688.00	0.00	80,482.88 159,205.12	0.00	1.45%
PayPal Holdings Inc (TICKER: PYPL , CUSIP:70450Y103)	1,000.00	75.94	75,940.00	0.00	36,371.01 39,568.99	0.00	0.47%
Qualcomm Inc (TICKER: QCOM , CUSIP:747525103)	1,105.00	127.58	140,975.90	0.00	141,367.82 -391.92	3,315.00 2.35%	0.87%
Raytheon Technologies Corp (TICKER: RTX , CUSIP:75513E101)	1,456.00	97.93	142,586.08	0.00	106,550.48 36,035.60	3,203.20 2.25%	0.88%
Salesforce Inc (TICKER: CRM , CUSIP:79466L302)	675.00	199.78	134,851.50	0.00	109,006.93 25,844.57	0.00	0.83%

2004089-00073526-00014 of 00024-c01-m2-0441-04093

Portfolio Holdings on March 31, 2023 (continued)

	Quantity	Price	Market Value	Accrued Income	Cost Basis / Unrealized G/L	Est. Ann. Inc. /Yield at Market	% of Account
<i>Domestic Equity (continued)</i>							
S&P Global Inc (TICKER: SPGI , CUSIP:78409V104)	395.00	344.77	136,184.15	0.00	123,065.35 13,118.80	1,422.00 1.04%	0.84%
Stryker Corp (TICKER: SYK , CUSIP:863667101)	400.00	285.47	114,188.00	300.00	70,657.68 43,530.32	1,200.00 1.05%	0.70%
Sysco Corp (TICKER: SYY , CUSIP:871829107)	1,700.00	77.23	131,291.00	0.00	131,514.72 -223.72	3,332.00 2.54%	0.81%
Thermo Fisher Scientific Inc (TICKER: TMO , CUSIP:883556102)	325.00	576.37	187,320.25	113.75	44,302.45 143,017.80	455.00 0.24%	1.15%
TJX Cos Inc/The (TICKER: TJX , CUSIP:872540109)	1,900.00	78.36	148,884.00	0.00	89,455.31 59,428.69	2,527.00 1.70%	0.92%
Uber Technologies Inc (TICKER: UBER , CUSIP:90353T100)	4,350.00	31.70	137,895.00	0.00	134,472.07 3,422.93	0.00	0.85%
Verisk Analytics Inc (TICKER: VRSK , CUSIP:92345Y106)	900.00	191.86	172,674.00	0.00	104,303.07 68,370.93	1,224.00 0.71%	1.06%
Verizon Communications Inc (TICKER: VZ , CUSIP:92343V104)	2,300.00	38.89	89,447.00	0.00	130,491.67 -41,044.67	6,003.00 6.71%	0.55%
Visa Inc (TICKER: V , CUSIP:92826C839)	800.00	225.46	180,368.00	0.00	49,140.04 131,227.96	1,440.00 0.80%	1.11%
Walt Disney Co/The (TICKER: DIS , CUSIP:254687106)	900.00	100.13	90,117.00	0.00	111,115.89 -20,998.89	0.00	0.56%
Westinghouse Air Brake Technologies Corp (TICKER: WAB , CUSIP:929740108)	1,250.00	101.06	126,325.00	0.00	65,119.88 61,205.12	850.00 0.67%	0.78%
Total Domestic Equity			\$7,057,510.46	\$1,416.29	\$4,445,581.12 \$2,611,929.34	\$85,742.36 1.21%	43.47%

2004089-00073526-00013 of 00024-c01-m2-0441-04093



Portfolio Holdings on March 31, 2023 (continued)

	Quantity	Price	Market Value	Accrued Income	Cost Basis / Unrealized G/L	Est. Ann. Inc. /Yield at Market	% of Account
<i>International Equity</i>							
ASML Holding NV (TICKER: ASML , CUSIP:N07059210)	130.00	680.71	88,492.30	0.00	85,807.84 2,684.46	668.20 0.76%	0.55%
Total International Equity			\$88,492.30	\$0.00	\$85,807.84 \$2,684.46	\$668.20 0.76%	0.55%
<i>Domestic Equity Funds</i>							
iShares Russell 2000 ETF (TICKER: IWM , CUSIP:464287655)	2,900.00	178.40	517,360.00	0.00	340,366.95 176,993.05	8,166.40 1.58%	3.19%
iShares Russell Mid-Cap ETF (TICKER: IWR , CUSIP:464287499)	27,000.00	69.92	1,887,840.00	0.00	1,083,625.85 804,214.15	30,077.99 1.59%	11.63%
SPDR S&P MidCap 400 ETF Trust (TICKER: MDY , CUSIP:78467Y107)	750.00	458.41	343,807.50	894.35	214,249.84 129,557.66	4,566.00 1.33%	2.12%
Vanguard S&P 500 ETF (TICKER: VOO , CUSIP:922908363)	7,000.00	376.07	2,632,490.00	0.00	2,157,410.58 475,079.42	42,420.00 1.61%	16.21%
Total Domestic Equity Funds			\$5,381,497.50	\$894.35	\$3,795,653.22 \$1,585,844.28	\$85,230.39 1.58%	33.15%
<i>International Equity Funds</i>							
iShares Core MSCI EAFE ETF (TICKER: IEFA , CUSIP:46432F842)	3,300.00	66.85	220,605.00	0.00	202,285.05 18,319.95	5,501.10 2.49%	1.36%
iShares Core MSCI Emerging Markets ETF (TICKER: IEMG , CUSIP:46434G103)	2,000.00	48.79	97,580.00	0.00	110,455.88 -12,875.88	2,526.00 2.59%	0.60%
Total International Equity Funds			\$318,185.00	\$0.00	\$312,740.93 \$5,444.07	\$8,027.10 2.52%	1.96%
Total Equities			\$12,845,685.26	\$2,310.64	\$8,639,783.11 \$4,205,902.15	\$179,668.05 1.40%	79.13%

2004089-00073525-00012 of 00024-c01-m2-0441-04093

Portfolio Holdings on March 31, 2023 (continued)

	Quantity	Price	Market Value	Accrued Income	Cost Basis / Unrealized G/L	Est. Ann. Inc. /Yield at Market	% of Account
Fixed Income							
<i>Domestic Fixed Income</i>							
American Express National Bank 4.75% 29 Mar 2028 (CUSIP:02589AES7)	225,000.00	99.575	224,043.75	59.38	224,437.50 -393.75	10,687.50 4.77%	1.38%
Bank of New York Mellon Corp/The 2.2% 16 Aug 2023 (CUSIP:06406FAD5)	150,000.00	98.851	148,276.50	412.50	150,558.00 -2,281.50	3,300.00 2.23%	0.91%
Federal Farm Credit Banks Funding Corp 1.23% 29 Jul 2030 (CUSIP:3133EL2C7)	200,000.00	81.409	162,818.00	423.67	200,000.00 -37,182.00	2,460.00 1.51%	1.00%
Federal Home Loan Banks 1.24% 03 Sep 2030 (CUSIP:3130AK2T2)	200,000.00	81.374	162,748.00	192.89	200,000.00 -37,252.00	2,480.00 1.52%	1.00%
Goldman Sachs Bank USA/New York NY 1% 04 Aug 2026 (CUSIP:38149MXU2)	250,000.00	88.067	220,167.50	383.56	249,375.00 -29,207.50	2,500.00 1.14%	1.36%
Morgan Stanley Bank NA 4.85% 30 Mar 2027 (CUSIP:61690U3M0)	225,000.00	99.758	224,455.50	30.31	224,550.00 -94.50	10,912.50 4.86%	1.38%
Sallie Mae Bank .85% 17 Jun 2025 (CUSIP:7954506P5)	250,000.00	91.511	228,777.50	611.30	248,750.00 -19,972.50	2,125.00 0.93%	1.41%
State Bank of India/Chicago IL .95% 26 Jun 2025 (CUSIP:856283N69)	250,000.00	91.118	227,795.00	624.66	249,375.00 -21,580.00	2,375.00 1.04%	1.40%
UBS Bank USA .95% 11 Aug 2026 (CUSIP:90348JR93)	250,000.00	87.755	219,387.50	136.65	249,375.00 -29,987.50	2,375.00 1.08%	1.35%
United States Treasury Note/Bond 3.25% 31 Aug 2024 (CUSIP:91282CFG1)	300,000.00	98.484	295,452.00	847.83	298,750.78 -3,298.78	9,750.00 3.30%	1.83%
Total Domestic Fixed Income			\$2,113,921.25	\$3,722.75	\$2,295,171.28 -\$181,250.03	\$48,965.00 2.32%	13.02%

2004089-00073525-00011 of 00024-c01-m2-0441-04093



Portfolio Holdings on March 31, 2023 (continued)

	Quantity	Price	Market Value	Accrued Income	Cost Basis / Unrealized G/L	Est. Ann. Inc. / Yield at Market	% of Account
<i>Domestic Fixed Income Funds</i>							
BlackRock Strategic Income Opportunities Portfolio (TICKER: BSIIX , CUSIP:09260B382)	19,000.00	9.25	175,750.00	1,343.38	196,840.00 -21,090.00	6,270.00 3.57%	1.08%
iShares Intermediate Government/Credit Bond ETF (TICKER: GVI , CUSIP:464288612)	3,500.00	104.49	365,715.00	0.00	387,713.48 -21,998.48	7,297.50 2.00%	2.25%
Metropolitan West Total Return Bond Fund (TICKER: MWTIX , CUSIP:592905509)	19,000.00	9.28	176,320.00	1,045.46	206,887.41 -30,567.41	5,510.00 3.13%	1.09%
Vanguard Intermediate-Term Investment-Grade Fund (TICKER: VFIDX , CUSIP:922031810)	20,500.00	8.56	175,480.00	716.36	206,435.00 -30,955.00	5,699.00 3.25%	1.08%
Total Domestic Fixed Income Funds			\$893,265.00	\$3,105.20	\$997,875.89 -\$104,610.89	\$24,776.50 2.77%	5.50%
Total Fixed Income			\$3,007,186.25	\$6,827.95	\$3,293,047.17 -\$285,860.92	\$73,741.50 2.45%	18.52%
Total for xxxxxx0538 TIVERTON POLICE PENSION PLAN AGY			\$16,233,658.12	\$11,026.69	\$12,313,616.89 \$3,920,041.23	\$269,082.73 1.66%	100.00%

2004089-00073524-00010 of 00024-c01-m2-0441-04093

Your Transaction Detail

Transaction Date	Transaction Description	Amount	Accrued Income	Cost Basis Realized G/L
xxxxxx0538 TIVERTON POLICE PENSION PLAN AGY				
Receipts				
<i>Contributions</i>				
March 13, 2023	Cash Receipt - Employee Contribution via Check, Current Year Employee Contribution, CK 3015500783 DTD 03/09/2023 for P/R 02/10-02/23/23 Town of Tiverton	8,292.05		0.00
March 27, 2023	Cash Receipt - Employee Contribution via Check, Current Year Employee Contribution, CK 3015500813 DTD 03/23/2023 for P/R 02/24-03/09/23 Town of Tiverton	8,003.28		0.00
Total Contributions		\$16,295.33	\$0.00	\$0.00
<i>Other</i>				
March 13, 2023	Cash Receipt - Miscellaneous Receipt via Check, Police Buy Backs, March 2023, Check No. 3015500783,dtd 03/09/23	62.75		0.00
March 27, 2023	Cash Receipt - Miscellaneous Receipt via Check, Police Buy Backs, MARCH 2023, Check No.3015500813, dtd 03/23/23.	62.75		0.00
Total Other		\$125.50	\$0.00	\$0.00
Total Receipts		\$16,420.83	\$0.00	\$0.00
Disbursements				
<i>Withdrawals</i>				
March 1, 2023	Cash Disbursement - Normal Distribution via MEMO, 38 PENSION PAYMENTS ACH CHKS DATED 030123 NET 100354.96 FT 6291.69 ST 2596.74 OTH 434.64	-109,678.03		0.00
Total Withdrawals		-\$109,678.03	\$0.00	\$0.00

2004089-00073524-00009 of 00024-c01-m2-0441-04093



Your Transaction Detail (continued)

Transaction Date	Transaction Description	Amount	Accrued Income	Cost Basis Realized G/L
xxxxxx0538 TIVERTON POLICE PENSION PLAN AGY (Continued)				
Disbursements (Continued)				
<i>Fees</i>				
March 15, 2023	Periodic Fee, Computed for 2055000538	-7,615.27		0.00
Total Fees		-\$7,615.27	\$0.00	\$0.00
Total Disbursements		-\$117,293.30	\$0.00	\$0.00
Corporate Actions/Income				
<i>Dividends</i>				
March 1, 2023	Daily Rate Income on Vanguard Intermediate-Term Investment-Grade Fund For Period of 02/01/23 to 02/28/23 Due on 03/01/23	756.94		0.00
March 1, 2023	Daily Rate Income on BlackRock Strategic Income Opportunities Portfolio For Period of 02/01/23 to 02/28/23 Due on 03/01/23	1,112.70		0.00
March 1, 2023	Daily Rate Income on Metropolitan West Total Return Bond Fund For Period of 02/01/23 to 02/28/23 Due on 03/01/23	1,076.65		0.00
March 1, 2023	Cash Dividend 0.52 USD Truist Financial Corp For 2,800.00 Shares Due on 03/01/23 With Ex Date 02/09/23	1,456.00		0.00
March 1, 2023	Cash Dividend 0.45 USD Visa Inc For 800.00 Shares Due on 03/01/23 With Ex Date 02/09/23	360.00		0.00
March 1, 2023	Daily Rate Income on Fidelity Government Portfolio For Period of 02/01/23 to 02/28/23 Due on 03/01/23	436.60		0.00
March 2, 2023	Cash Dividend 0.295 USD TJX Cos Inc/The For 1,900.00 Shares Due on 03/02/23 With Ex Date 02/08/23	560.50		0.00
March 7, 2023	Cash Dividend 1.13 USD Johnson & Johnson For 750.00 Shares Due on 03/07/23 With Ex Date 02/17/23	847.50		0.00
March 7, 2023	Cash Dividend 0.2157 USD iShares Intermediate Government/Credit Bond ETF For 3,500.00 Shares Due on 03/07/23 With Ex Date 03/01/23	754.95		0.00
March 9, 2023	Cash Dividend 0.68 USD Microsoft Corp For 825.00 Shares Due on 03/09/23 With Ex Date 02/15/23	561.00		0.00
March 10, 2023	Cash Dividend 0.8999999 USD S&P Global Inc For 325.00 Shares Due on 03/10/23 With Ex Date 02/23/23	292.50		0.00

2004089-00073523-00008 of 00024-c01-m2-0441-04093

Your Transaction Detail (continued)

Transaction Date	Transaction Description	Amount	Accrued Income	Cost Basis Realized G/L
xxxxxx0538 TIVERTON POLICE PENSION PLAN AGY (Continued)				
Corporate Actions/Income (Continued)				
<i>Dividends (Continued)</i>				
March 10, 2023	Cash Dividend 1.0299999 USD Honeywell International Inc For 500.00 Shares Due on 03/10/23 With Ex Date 02/23/23	515.00		0.00
March 10, 2023	Cash Dividend 0.1699999 USD Westinghouse Air Brake Technologies Corp For 1,250.00 Shares Due on 03/10/23 With Ex Date 02/23/23	212.50		0.00
March 15, 2023	Cash Dividend 0.6599999 USD Estee Lauder Cos Inc/The For 650.00 Shares Due on 03/15/23 With Ex Date 02/27/23	429.00		0.00
March 15, 2023	Cash Dividend 0.4675 USD NextEra Energy Inc For 2,000.00 Shares Due on 03/15/23 With Ex Date 02/27/23	935.00		0.00
March 22, 2023	Cash Dividend 3.4099999 USD Equinix Inc For 150.00 Shares Due on 03/22/23 With Ex Date 03/06/23	511.50		0.00
March 23, 2023	Cash Dividend 5 USD BlackRock Inc For 200.00 Shares Due on 03/23/23 With Ex Date 03/06/23	1,000.00		0.00
March 23, 2023	Cash Dividend 0.55 USD Raytheon Technologies Corp For 1,456.00 Shares Due on 03/23/23 With Ex Date 02/23/23	800.80		0.00
March 23, 2023	Cash Dividend 0.75 USD Qualcomm Inc For 1,105.00 Shares Due on 03/23/23 With Ex Date 03/01/23	828.75		0.00
March 23, 2023	Cash Dividend 2.09 USD Home Depot Inc/The For 400.00 Shares Due on 03/23/23 With Ex Date 03/08/23	836.00		0.00
March 24, 2023	Cash Dividend 0.2599999 USD Jacobs Solutions Inc For 825.00 Shares Due on 03/24/23 With Ex Date 02/23/23	214.50		0.00
March 29, 2023	Cash Dividend 0.04 USD NVIDIA Corp For 850.00 Shares Due on 03/29/23 With Ex Date 03/07/23	34.00		0.00
March 29, 2023	Cash Dividend 0.630667 USD iShares Russell 2000 ETF For 2,900.00 Shares Due on 03/29/23 With Ex Date 03/23/23	1,828.93		0.00
March 29, 2023	Cash Dividend 0.256445 USD iShares Russell Mid-Cap ETF For 27,000.00 Shares Due on 03/29/23 With Ex Date 03/23/23	6,924.02		0.00
March 29, 2023	Cash Dividend 1.4874 USD Vanguard S&P 500 ETF For 7,000.00 Shares Due on 03/29/23 With Ex Date 03/24/23	10,411.80		0.00
March 31, 2023	Cash Dividend 0.9099999 USD Becton Dickinson and Co For 500.00 Shares Due on 03/31/23 With Ex Date 03/09/23	455.00		0.00

2004089-00073523-00007 of 00024-c01-m2-041-04093



Your Transaction Detail (continued)

Transaction Date	Transaction Description	Amount	Accrued Income	Cost Basis Realized G/L
xxxxxx0538 TIVERTON POLICE PENSION PLAN AGY (Continued)				
Corporate Actions/Income (Continued)				
<i>Dividends (Continued)</i>				
March 31, 2023	Cash Dividend 0.22 USD Bank of America Corp For 5,000.00 Shares Due on 03/31/23 With Ex Date 03/02/23	1,100.00		0.00
March 31, 2023	Cash Dividend 0.3399999 USD Verisk Analytics Inc For 900.00 Shares Due on 03/31/23 With Ex Date 03/14/23	306.00		0.00
March 31, 2023	Cash Dividend 4.5999999 USD Broadcom Inc For 300.00 Shares Due on 03/31/23 With Ex Date 03/21/23	1,380.00		0.00
Total Dividends		\$36,938.14	\$0.00	\$0.00 \$0.00
<i>Interest</i>				
March 3, 2023	Interest Payment 0.0123999 USD Federal Home Loan Banks 1.24% 03 Sep 2030 For 200,000.00 Par Value Due on 03/03/23 With Ex Date 03/03/23	1,240.00		0.00
March 13, 2023	Interest Payment 0.0094999 USD UBS Bank USA .95% 11 Aug 2026 For 250,000.00 Par Value Due on 03/13/23 With Ex Date 03/11/23	182.19		0.00
Total Interest		\$1,422.19	\$0.00	\$0.00 \$0.00
Total Corporate Actions/Income		\$38,360.33	\$0.00	\$0.00 \$0.00
Purchases				
March 6, 2023	Purchase 400.00 Shares of Live Nation Entertainment Inc @ \$72.8427, Paid \$16.00 Broker Commission	-29,153.08		29,153.08 0.00
March 23, 2023	Purchase 225,000.00 Par Value of American Express National Bank 4.75% 29 Mar 2028 @ 99.75%	-224,437.50		224,437.50 0.00
March 23, 2023	Purchase 225,000.00 Par Value of Morgan Stanley Bank NA 4.85% 30 Mar 2027 @ 99.80%	-224,550.00		224,550.00 0.00
March 29, 2023	Purchase 75.00 Shares of Salesforce Inc @ \$196.6797, Paid \$3.75 Broker Commission	-14,754.73		14,754.73 0.00
March 29, 2023	Purchase 1,700.00 Shares of Sysco Corp @ \$77.3116, Paid \$85.00 Broker Commission	-131,514.72		131,514.72 0.00

2004089-00073522-00006 of 00024-c01-n12-0441-04093

Your Transaction Detail (continued)

Transaction Date	Transaction Description	Amount	Accrued Income	Cost Basis Realized G/L
xxxxxx0538 TIVERTON POLICE PENSION PLAN AGY (Continued)				
Purchases (Continued)				
March 29, 2023	Purchase 50.00 Shares of Uber Technologies Inc @ \$30.8683, Paid \$2.50 Broker Commission	-1,545.92		1,545.92 0.00
March 29, 2023	Purchase 75.00 Shares of Live Nation Entertainment Inc @ \$68.6166, Paid \$3.75 Broker Commission	-5,150.00		5,150.00 0.00
March 29, 2023	Purchase 70.00 Shares of S&P Global Inc @ \$337.6895, Paid \$3.50 Broker Commission	-23,641.77		23,641.77 0.00
Total Purchases		-\$654,747.72	\$0.00	\$654,747.72 \$0.00
Sales				
March 6, 2023	Sale 500.00 Shares of Watsco Inc @ \$309.7722, Paid \$1.24 SEC Fee, \$20.00 Broker Commission	154,864.86		-53,020.91 101,843.95
March 23, 2023	Sale 19,000.00 Units of BlackRock Strategic Income Opportunities Portfolio @ \$9.25	175,750.00		-196,840.00 -21,090.00
March 23, 2023	Sale 20,000.00 Units of Metropolitan West Total Return Bond Fund @ \$9.33	186,600.00		-218,200.00 -31,600.00
March 23, 2023	Sale 9,500.00 Units of Vanguard Intermediate-Term Investment-Grade Fund @ \$8.57	81,415.00		-95,015.00 -13,600.00
March 29, 2023	Sale 2,800.00 Shares of Truist Financial Corp @ \$34.4275, Paid \$140.00 Broker Commission, \$0.77 SEC Fee	96,256.23		-141,124.28 -44,868.05
Total Sales		\$694,886.09	\$0.00	-\$704,200.19 -\$9,314.10
Cash Sweep Activity				
March 31, 2023	Sweep sales totaling -639,981.42 units of Fidelity Government Portfolio for Defined Model (Capital) (5 Transactions)	639,981.42		-639,981.42 0.00
March 31, 2023	Sweep purchases totaling 617,607.65 units of Fidelity Government Portfolio for Defined Model (Capital) (18 Transactions)	-617,607.65		617,607.65 0.00
Total Cash Sweep Activity		\$22,373.77	\$0.00	-\$22,373.77 \$0.00
Total xxxxxx0538 TIVERTON POLICE PENSION PLAN AGY		\$0.00	\$0.00	-\$71,826.24 -\$9,314.10

2004089-0073522-00005 of 00024-c01-m2-0441-04093



Information

Account Value and Performance

Security prices and income projections shown have been obtained from sources believed to be reliable. However, we cannot guarantee their accuracy or that securities can be bought or sold at these prices. In addition, this report provides a total account view and may include unsupervised assets which are taken into account for both market value and performance.

Account Safety and Correction of Discrepancies

Please review your statement carefully and report any discrepancies promptly to your Wealth Management Client Services Representative at the number provided on your statement. It is recommended that you confirm any oral communications in writing by sending Washington Trust Wealth Management (hereinafter referred to as "WTWM") a letter within ten (10) days of receipt of your statement.

Bond Amortization

The premiums on all applicable bonds will be amortized. If you chose not to amortize the premiums, please contact your Wealth Management Client Service Representative at the number provided on your statement.

Brokerage Transactions

WTWM may receive investment related services from brokerage firms in exchange for brokerage transactions directed to those firms. Brokerage commissions are charged to the account at cost on all equity transactions.

Changes and Updates to your Account Information

Please contact your Wealth Management Client Service Representative at the number provided on your statement if you have any changes in your contact information or if you wish to impose any reasonable restrictions on the management of your account(s) or modify any existing restrictions.

Changes and Updates to your Financial Situation or Investment Strategy

It is important to periodically review your investment objectives so that your investment strategy remains appropriate to your personal investment goals, spending requirements, and financial, estate, and tax planning needs. Your statement includes the investment objective currently assigned to your account(s). Please contact your Wealth Management Client Service Representative at the number provided on your statement to notify us if there have been any changes in your financial situation, investment objectives, or risk tolerance.

Fees and Charges

The "Fees and Charges" amount shown on your statement includes all activity fees consistent with your fee agreement.

Information (continued)**Foreign ADR**

Foreign Corporations that wish to have their securities traded on U.S. stock exchanges, issue American Depository Receipts (ADRs), which make the foreign securities more accessible to U.S. investors. If your portfolio holds foreign securities, such securities will be held in ADRs. Foreign governments may impose withholding taxes on the gross amount of foreign dividends sourced to their countries. These withholding requirements may be subject to modification under certain tax treaties, depending on the country of origin of the issuer of the stock underlying ADR. Please consult your tax advisor for advice regarding the tax options applicable to your particular situation.

Individual Retirement Accounts – Reporting Fair Market Value

The fair market value as of December 31st will be reported to the IRS as required by law.

Individual Retirement Accounts - Withholding on Distribution or Withdrawals

Federal tax law requires WTWM to withhold income tax on distribution(s) from your taxable retirement accounts by electing a percentage or fixed amount to be withheld from your distribution unless you elect not to have income taxes withheld. If you do not have enough income tax withheld from your distributions, you may be responsible for the payment of estimated tax. You may incur penalties if the amounts withheld and your estimated tax payments are not equal to your tax obligation. State withholding, if applicable, is subject to the state's withholding requirements.

Mutual Funds

WTWM may receive compensation in the form of Rule 12b-1 fees, commissions and/or soft dollars from mutual funds it utilizes for the services we provide to the Mutual Fund. There is no additional cost to the account from the arrangement and not all accounts may benefit from such compensation. WTWM may purchase affiliated mutual funds in which the fund manager or any of its affiliates may serve as the investment advisor. A copy of the prospectuses, which includes a description of fund fees and expenses, are available upon request.

Privacy Statement

WTWM is committed to maintaining the confidentiality, integrity and security of your personal information that is entrusted to us. The Washington Trust Company Privacy Policy will be sent to your address on file in the event there are any material changes to the policy, or if we change any of our sharing practices. To obtain a copy of our current Privacy Policy, please visit our website at www.washtrustwealth.com or contact your Wealth Management Client Services Representative at the number provided on your statement.

Tax and Withholding Election Notice - IRA and Pensions

Distributions that are not subject to income tax – such as trustee-to-trustee transfers and qualified Roth distributions – generally are not subject to federal income tax withholding.

For IRAs, taxable distributions you receive from your IRA generally are subject to 10% Federal income tax withholding, unless you elect otherwise. You are responsible for determining and paying all Federal, and if applicable, state and local taxes on distributions from all IRAs you own. You may waive withholding, or withhold a different amount, by returning a signed and dated Withholding Certificate. Your election is valid until you change it, and you can do so at any time by completing a new Withholding Certificate. (Please note: if you do not have enough Federal income tax withheld from your IRA distribution, you may



Information (continued)

incur penalties under the estimated tax rules if your withholding and estimated tax payments are not sufficient.)

For qualified pension plans (like 401(k) plans), taxable distributions you receive which are eligible to be rolled over to an IRA or qualified plan – generally everything other than required minimum distributions - are subject to a 20% default rate of withholding, which cannot be waived or reduced.

Verification of Account Owner(s) Identity

To help the government fight the funding of terrorism and money laundering activities, federal law requires all financial institutions to obtain, verify, and record information that identifies each person who opens an account, or is added to an existing account. Such information includes, name, address, date of birth, social security number, a valid driver's license or other valid identifying documentation, and any other information that will allow us to verify the identity of all accountholders.

GENERAL DISCLOSURES

The information provided in this report, including gain and loss information, is being provided for informational purposes only and does not constitute, legal, tax or investment advice and it should not be relied on as such. Please consult with a financial advisor, attorney or tax professional regarding your specific investment, legal or tax situation.

Mutual funds, ETFs, and/or other securities are not backed or guaranteed by any bank. Such securities are not insured by the FDIC and involve investment risk including possible loss of principal.

2004089-00073520-00002 of 00024-01-1M2-0441-04093

Information (continued)

This page intentionally left blank.

2004089-0073520-00001 of 00024-c01-m2-0441-04093

